

Three Way Conferencing

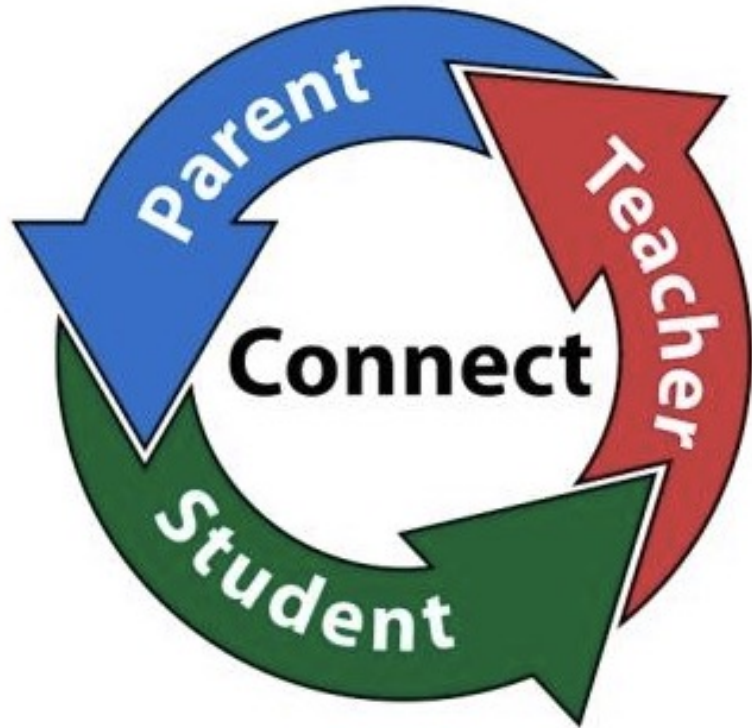
K-8

2021-2022



New
Westminster
Schools

What are Three-Way Conferences?



- involves the student, parents and teacher
- parent and teacher support the student through this process
- student reflects on work samples/evidence that they have selected to share
- student, parents and teacher collaborate to determine strengths/stretches and set goals
- teacher uses conference information in their written report cards

Parent/guardian/adult at home

Why Three-Way Conferences?

Teachers	<ul style="list-style-type: none">• Allows for shared responsibility of student learning, assessment and reporting• Flows naturally from work produced in class• Strengthens home/school connections about student learning and progress
Students	<ul style="list-style-type: none">• Enhances self-esteem and confidence by allowing students to share/demonstrate evidence of learning in a positive environment• Involves students in self-assessment/self-reflection and allows them to take responsibility for their own learning• Empowers students as they work toward and achieve curricular concepts and competencies• Actively engages students in all 3 Core Competencies in a meaningful way
Parents	<ul style="list-style-type: none">• Increases their understanding of how learning and assessment works• Allows them to participate in the reporting process rather than just responding to it• Provides evidence to support written reports

Planning and Preparation

Students need to know:

- competencies they are learning
- what evidence reflects their learning
- purpose/benefits of the conference
- their role



Students need to prepare and practice:

- self and peer assessment using proficiency scales
- using learning targets, criteria, and samples of quality work
- developing their core competencies

The Feel of the Conference

- positive
- making progress/strengths
- ownership of stretches without judgement
- plans for moving forward/goals
- acknowledgement of hard work
- no one is nervous!



Not the time for the:

late to class, on their cell phone, talking to much, homework incomplete conversations...

These conversations should have happened already via other methods

Timing



Before Report Cards?

After Report Card?


At the start of the Term?

About Learning, not Grades!



The Structure of the Conference

- Strengths, stretches, goals are key
- Focus on literacy and numeracy
- Highlight another curricular area of the student's choice
- Summary of student learning (work habits, social responsibility engagement in learning etc.)



Emerging	Developing	Proficient	Extending
The student demonstrates an initial understanding of the concepts and competencies relevant to the expected learning.	The student demonstrates a partial understanding of the concepts and competencies relevant to the expected learning.	The student demonstrates a complete understanding of the concepts and competencies relevant to the expected learning.	The student demonstrates a sophisticated understanding of the concepts and competencies relevant to the expected learning.


Make it Your Own:

- Conferences will look different for different teachers and different classes
- Start simple—build your skills as you and your students get more comfortable
- Talk to colleagues/share what worked and what needs tweaking
- No right or wrong way!




Start Simple: Use the Report Card Template

- give students a blank report card template
- explain each section of the report card
- have students fill it in on their own
- take time to conference with them one on one during class (practice)
- have them share this with their parents at the conference



Start Simple: Use a Placemat



Extending Three-Way Conference Skills

- use portfolios and teach students how to “curate” their evidence to show growth
- have students set the agenda for the conference themselves
- during the conference: record co-created comments to use in the report card (great way to complete SOSL, and highlight Core Competency Self-Assessment)



How to Do It

Teams



Face to face



Questions?



YOU GOT THIS